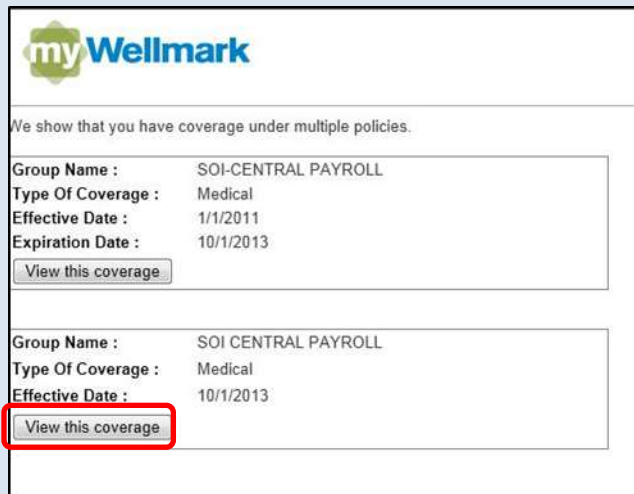


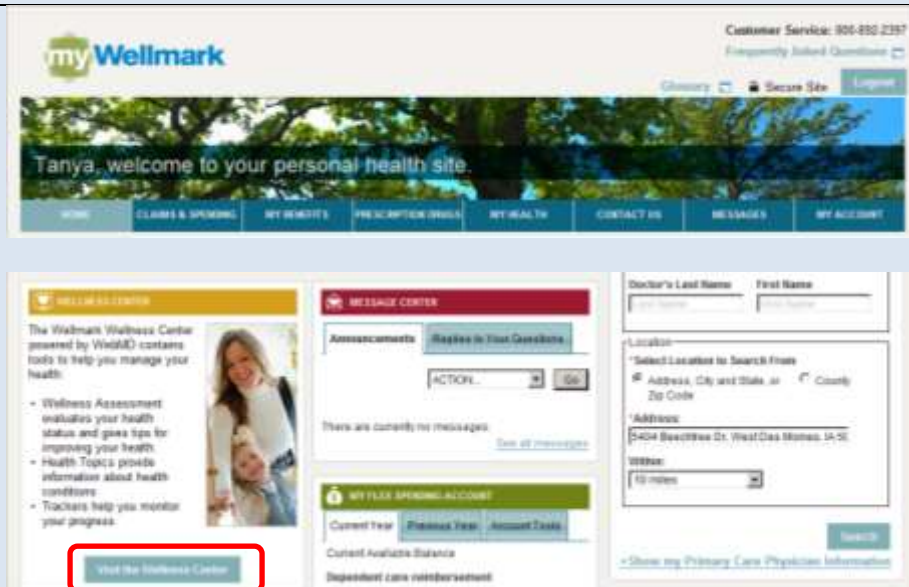
Accessing the Health Assessment at Wellmark.com



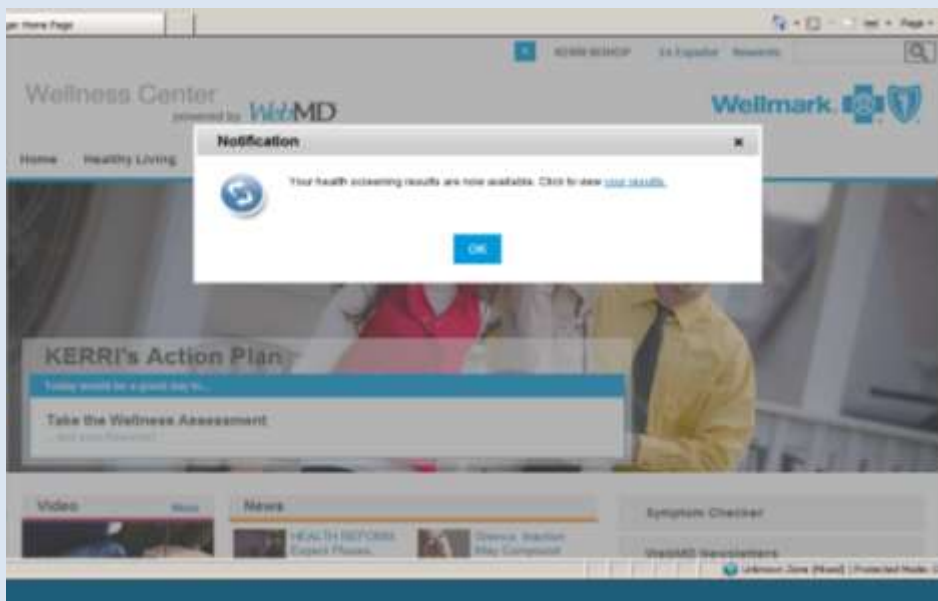
1. Go to <http://www.wellmark.com>.
2. Enter your User ID and Password.
3. Click on the "Log In" button.



4. Click on either of the "View this coverage." (If you do not see this screen, proceed to the next step.)



5. Click on "Visit the Wellness Center."



6.


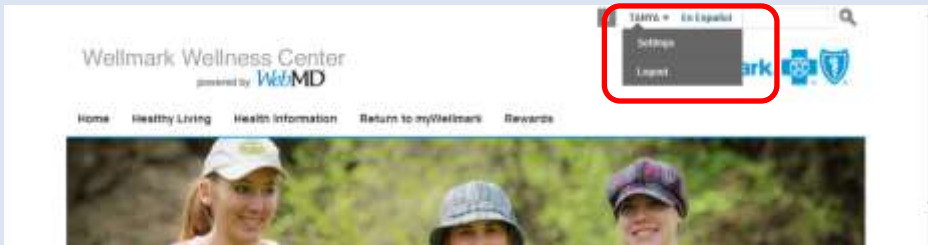
This is the notification that biometrics have been loaded! If biometrics have been uploaded, this pop-up will present over the home page stating "Your biometric results have been uploaded and are available." Click your results to review or "OK" to proceed.

(If you do not see this information, you might also find it in the Health Trackers under the Healthy Living tab. If you have questions about whether or not your lab results have been loaded in the Wellness Center, please contact the Wellmark Wellness HelpDesk at 877.252.8412.)



7.

Click on the "Take the Wellness Assessment" tab.

 <p>Wellness Center powered by WebMD</p> <p>Home Healthy Living Health Information Return To MyWellmark</p> <h2>Wellness Assessment</h2> <p>Print Reports Retake WA Now</p> <p>WA SCORE 40 Compared to a peer average of 56 More Info</p> <p>✓ Hooray, CAT! You've completed the Wellness Assessment</p> <p>You've just taken a step toward better health by completing the Wellness Assessment! Your answers indicate that you're making some healthy choices. It also looks like you could use some help with Safety, Nutrition, and Stress.</p> <p>WA last completed: August 5, 2013</p> <p>Read below to find out what you can do now to improve your health.</p>	<p>8. When you complete the questionnaire, you will see a screen similar to this. It will provide you your score and will also indicate that you've completed your assessment.</p>
 <p>Wellmark Wellness Center powered by WebMD</p> <p>Home Healthy Living Health Information Return to myWellmark Rewards</p> <p>Settings</p>	<p>9. Once in the Wellmark Wellness Center powered by WebMD, hover over your name on the top of the page and click "settings". Within settings, review your e-mail address to ensure it is still accurate. If updates are needed, make the edits and click "save" before returning to the home page.</p>